

# CF 77

PRODUCT PASS

Date: **17-1-2023**

Language: **English**



**Together for better**  
[www.reynaers.com](http://www.reynaers.com)

## 1 GENERAL EXPLANATION

The following paragraphs indicate the performances which can be declared on the Declaration of Performance (DoP) in accordance with Regulation (EU) no. 305/2011 of the European Parliament and of the Council of 9 March 2011.

The listed characteristics are the essential characteristics for external pedestrian doorsets according to hEN 14351-1:2006+A2:2016 Windows and doors - Product standard, performance characteristics - Part 1: Windows and external pedestrian doorsets.

All essential characteristics should be mentioned on the DoP. Where no performance is required, NPD (No Performance Declared) can be used.

The mentioned performances are performances which can be achieved for the given dimensions when the product is fabricated following the Reynaers instruction manual (catalogue). The performances as mentioned will meet the requirements of the majority of projects.

Higher performances for smaller dimensions or lower performances for larger dimensions might be possible. In this case contact your Reynaers office. For AWW performances, the maximum dimensions indicated in the system catalogue must be respected.

It is obviously allowed to declare lower performances than those mentioned in the product pass. E.g. when resistance to wind load of 1600 Pa was tested, also 1200 Pa can be declared.

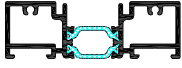

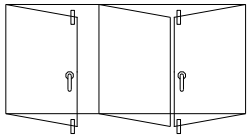
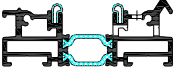

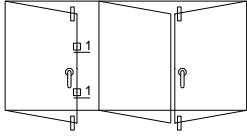
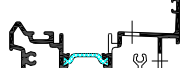
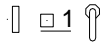
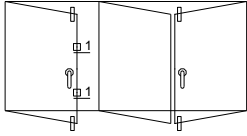


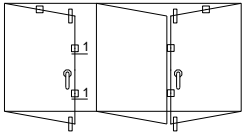


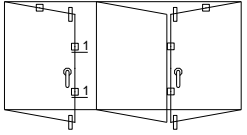


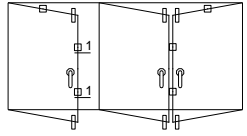
In the second part of the table the non-essential characteristics are indicated. These are the characteristics which give information about the performance of a product, but which are not legally required in any European country and thus not mandatory to declare.

## 2 NOTIFIED BODIES

ID	Name	Address	Country
0074	CENTRE D'EXPERTISE DU BÂTIMENT ET DES TRAVAUX PUBLICS	Domaine De Saint-Paul – 102, Route de Limours 78471 Saint-Remy-Les-Chevreuse Cedex	France
0432	MATERIALPRÜFUNGSAMT NORDRHEIN-WESTFALEN	Auf den Thränen 2 59597 Erwitte	Germany
0679	CENTRE SCIENTIFIQUE ET TECHNIQUE DU BÂTIMENT	84, Avenue Jean Jaurès Champs-sur-Marne F-77447 Marne-la-Vallée Cedex 2	France
0744	SOCOTEC	Les Quadrants – 3,Avenue du Centre – Guyancourt 78182 St-Quentin en Yvelines	France
0749	BELGIAN CONSTRUCTION CERTIFICATION ASSOCIATION	Aarlenstraat 53 1040 Brussel	Belgium
0757	IFT ROSENHEIM	Theodor-Gietl-Strasse 7-9 83026 Rosenheim	Germany
0845	DANISH INSTITUTE OF FIRE AND SECURITY TECHNOLOGY	Jernholmen, 12 2650 Hvidovre	Denmark
0960	SKG-IKOB	Poppenbouwing 56 4191 NZ Geldermalsen	Netherlands
1136	BELGIAN BUILDING RESEARCH INSITUTE	Lombardstraat 42 1000 Brussel	Belgium
1234	EFFECTIS NEDERLAND	Brandpuntlaan Zuid 16, Postbus 554 2665 ZN Bleiswijk	Netherlands
1288	WINTech ENGINEERING LIMITED	Halesfield 2 Telford,Shropshire TF7 4QH	United Kingdom
1309	PRÜFINSTITUT SCHLÖSSER UND BESCHLÄGE, VELBERT	Wallstrasse 41 42551 Velbert	Germany
1488	INSTYTUT TECHNIKI BUDOWLANEJ	ul. Filtrowa 1 00-611 Warszawa	Poland
1671	PEUTZ	Lindenlaan 41, Molenhoek PO Box 66 6585 ZH MOOK	Netherlands
1749	TNO DEFENCE, SECURITY AND SAFETY	Lange Kleiweg 137, Postbus 45 2280 AA Rijswijk	Netherlands
1769	UNIVERSITY OF GENT	Sint-Pietersnieuwstraat 41 9000 Gent	Belgium
2211	INSTITUTO DE INVESTIGAÇÃO E DESENVOLVIMENTO TECNOLÓGICO PARA A CONSTRUÇÃO, ENERGIA, AMBIENTE E SUSTENTABILIDADE	Rua Pedro Hispano Pólo II da Universidade de Coimbra 3030-289 Coimbra	Portugal

### 3 VARIANTS

Different variants have been grouped based on similar design and following the guidelines of the harmonised standard

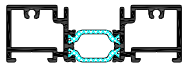
Opening type (in and outward opening)		Covered variants		
5.1	 108.0934.XX Only internal use	L1 		1-1-0 2-0-2 / 2-1-1 / 2-2-0 3-0-3 / 3-1-2 / 3-2-1 / 3-3-0 4-0-4 / 4-1-3 / 4-2-2 / 4-3-1 / 4-4-0 5-0-5 / 5-1-4 / 5-2-3 / 5-3-2 / 5-4-1 / 5-5-0 6-0-6 / 6-1-5 / 6-2-4 / 6-3-3 / 6-4-2 / 6-5-1 / 6-6-0 7-0-7 / 7-1-6 / 7-2-5 / 7-3-4 / 7-4-3 / 7-5-2 / 7-6-1 / 7-7-0 8-0-8 / 8-1-7 / 8-2-6 / 8-3-5 / 8-4-4 / 8-5-3 / 8-6-2 / 8-7-1 / 8-8-0
5.2	 108.1935.XX	L2 		
5.3	 108.0945.XX	L3 		
5.4	 108.0946.XX	L4 		
5.5	 108.0946.XX	L5 		
5.6	 108.0946.XX	L6 		

### 4 EXPLANATIONS AND SYMBOLS

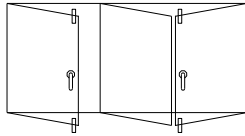
- H: Element Height
- B: Element Width
- Fh: Vent Height
- Fb: Vent Width
- npd: No Performance Declared
- CWFT: Classification Without Further Testing

## 5 PERFORMANCE

### 5.1 Classifications for L1 (Only internal use)

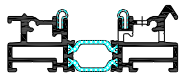


108.0934.XX

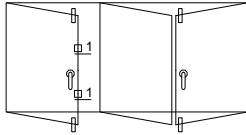


Characteristic		Performance	Notified body - Report	Limits (mm)	
<b>Essential characteristics</b>					
EN 14351-1	4.2	Resistance to wind load	<b>B2</b> (800 Pa) only for AP version	[0960] – 10.1155	FbxFh<1200x3000
	4.5	Watertightness	npd		
	4.6	Dangerous substances	In the materials delivered by Reynaers, no dangerous substances as indicated in hEN 14351-1 are used.		
	4.7	Impact resistance	npd		
	4.8	Load-bearing capacity of safety devices	npd		
	4.9	Height & width	See 6		
	4.11	Acoustic performance	npd		
	4.12	Thermal transmittance	Ud to be calculated in function of the project. Pre-calculated U-values for dimensions 2000x2180mm can be found in the Uf-value tables. Uf-values are calculated under certification of BCCA: certificate BPCB-420-72-10077/2.		
	4.13	Radiation properties	These properties must be evaluated by the CE-label of the glass		
	4.14	Air permeability	npd		
<b>Non-essential characteristics</b>					
EN 14351-1	4.4.1	Reaction to fire	Anodized: <b>A1</b> Painted: <b>A2</b> Gaskets: <b>E</b>	EC decision 96/603/EC certificate EFR-21-001664A [0432] – 230006500-6	
	4.16	Operating forces	npd		
	4.17	Mechanical strength	npd		
	4.18	Ventilation	npd		
	4.19	Bullet resistance (BP version)	npd		
	4.20	Explosion resistance	npd		
	4.21	Resistance to repeated opening and closing	npd		
	4.22	Behaviour between different climates	npd		
	4.23	Burglar resistance (AP version)	<b>RC 2</b>	[1136] – CAR 10237-1&2 [1136] – CAR 11294	See report

## 5.2 Classifications for L2

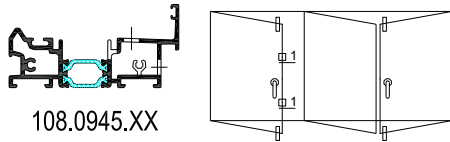


108.1935.XX



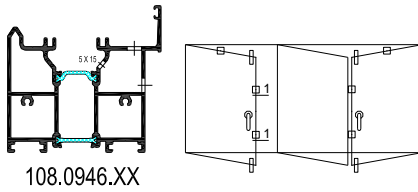
Characteristic		Performance	Notified body - Report	Limits (mm)	
<b>Essential characteristics</b>					
EN 14351-1	4.2	Resistance to wind load	<b>B2</b> (800 Pa)	[0960] – 10.1155	FbxFh<1200x3000
	4.5	Watertightness	<b>4A</b> (150 Pa)	[0960] – 10.1155	FbxFh<1200x3000
	4.6	Dangerous substances	In the materials delivered by Reynaers, no dangerous substances as indicated in hEN 14351-1 are used.		
	4.7	Impact resistance	<b>3</b>	[0960] – 11.186	FbxFh>1000x2250
	4.8	Load-bearing capacity of safety devices	<b>Pass</b>	[0960] – 10.1155	FbxFh<1200x3000
	4.9	Height & width	See 6		
	4.11	Acoustic performance	npd		
	4.12	Thermal transmittance	Ud to be calculated in function of the project. Pre-calculated U-values for dimensions 2000x2180mm can be found in the Uf-value tables. Uf-values are calculated under certification of BCCA: certificate BPCB-420-72-10077/2.		
	4.13	Radiation properties	These properties must be evaluated by the CE-label of the glass		
	4.14	Air permeability	<b>2</b>	[0960] – 10.1155	FbxFh<1200x3000
<b>Non-essential characteristics</b>					
EN 14351-1	4.4.1	Reaction to fire	Anodized: <b>A1</b> Painted: <b>A2</b> Gaskets: <b>E</b>	EC decision 96/603/EC certificate EFR-21-001664A [0432] – 230006500-6	
	4.16	Operating forces	<b>1</b>	[0960] – 10.1155	FbxFh<1200x3000
	4.17	Mechanical strength	<b>4</b>	[0960] – 10.1155	FbxFh<1200x3000
	4.18	Ventilation	npd		
	4.19	Bullet resistance (BP version)	npd		
	4.20	Explosion resistance	npd		
	4.21	Resistance to repeated opening and closing	<b>3</b> (20 000)	[0960] – 09.1159	FbxFh<754x2112 120 kg
	4.22	Behaviour between different climates	npd		
	4.23	Burglar resistance (AP version)	<b>RC 2</b>	[1136] – CAR 10237-1&2 [1136] – CAR 11294	See report

### 5.3 Classifications for L3



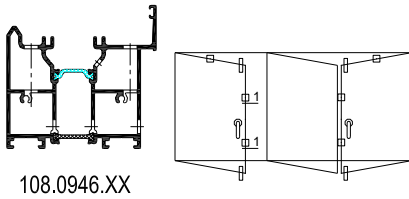
Characteristic		Performance	Notified body - Report	Limits (mm)		
<b>Essential characteristics</b>						
EN 14351-1	4.2	Resistance to wind load	<b>B2</b> (800 Pa)	[0960] – 10.198	FbxFh<1200x3000	
	4.5	Watertightness	<b>5A</b> (200 Pa)	[0960] – 10.198	FbxFh<1200x3000	
	4.6	Dangerous substances	In the materials delivered by Reynaers, no dangerous substances as indicated in hEN 14351-1 are used.			
	4.7	Impact resistance	<b>3</b>	[0960] – 11.186	FbxFh>1000x2250	
	4.8	Load-bearing capacity of safety devices	<b>Pass</b>	[0960] – 10.1155	FbxFh<1200x3000	
	4.9	Height & width	See 6			
	4.11	Acoustic performance	Glass <b>35 (-2;-6)</b> <b>45 (-2;-6)</b> <b>50 (-3;-8)</b> <b>51 (-1;-4)</b>	Doors <b>34 (-2;-5)</b> <b>39 (-1;-4)</b> <b>40 (-1;-4)</b> <b>45 (-1;-5)</b>	[0960] – 11.167 [0960] – 11.167 [0960] – 11.167 [0960] – 13.00013	WxH = 4070x2400 WxH = 4070x2400 WxH = 4070x2400 WxH = 2705x2360
	4.12	Thermal transmittance	Ud to be calculated in function of the project. Pre-calculated U-values for dimensions 2000x2180mm can be found in the Uf-value tables. Uf-values are calculated under certification of BCCA: certificate BPCB-420-72-10077/2.			
	4.13	Radiation properties	These properties must be evaluated by the CE-label of the glass			
	4.14	Air permeability	<b>2</b>	[0960] – 10.198	FbxFh<1200x3000	
<b>Non-essential characteristics</b>						
EN 14351-1	4.4.1	Reaction to fire	Anodized: <b>A1</b> Painted: <b>A2</b> Gaskets: <b>E</b>	EC decision 96/603/EC certificate EFR-21-001664A [0432] – 230006500-6		
	4.16	Operating forces	<b>1</b>	[0960] – 10.1155	FbxFh<1200x3000	
	4.17	Mechanical strength	<b>4</b>	[0960] – 10.1155	FbxFh<1200x3000	
	4.18	Ventilation	npd			
	4.19	Bullet resistance (BP version)	npd			
	4.20	Explosion resistance	npd			
	4.21	Resistance to repeated opening and closing	<b>3</b> (20 000)	[0960] – 09.1159	FbxFh<754x2112 120 kg	
	4.22	Behaviour between different climates	npd			
	4.23	Burglar resistance (AP version)	<b>RC 2</b>	[1136] – CAR 10237-1&2 [1136] – CAR 11294	See report	

## 5.4 Classifications for L4



Characteristic		Performance		Notified body - Report	Limits (mm)	
<b>Essential characteristics</b>						
EN 14351-1	4.2	Resistance to wind load	<b>C2</b> (800 Pa)	[0960] – 11.153	FbxFh<1200x2500	
	4.5	Watertightness	<b>7A</b> (300 Pa)	[0960] – 11.153	FbxFh<1200x2500	
	4.6	Dangerous substances	In the materials delivered by Reynaers, no dangerous substances as indicated in hEN 14351-1 are used.			
	4.7	Impact resistance	<b>3</b>	[0960] – 11.186	FbxFh>1000x2250	
	4.8	Load-bearing capacity of safety devices	<b>Pass</b>	[0960] – 10.1155	FbxFh<1200x3000	
	4.9	Height & width	See 6			
	4.11	Acoustic performance	Glass <b>35 (-2;-6)</b> <b>45 (-2;-6)</b> <b>50 (-3;-8)</b> <b>51 (-1;-4)</b>	Doors <b>34 (-2;-5)</b> <b>39 (-1;-4)</b> <b>40 (-1;-4)</b> <b>45 (-1;-5)</b>	[0960] – 11.167 [0960] – 11.167 [0960] – 11.167 [0960] – 13.00013	WxH = 4070x2400 WxH = 4070x2400 WxH = 4070x2400 WxH = 2705x2360
	4.12	Thermal transmittance	Ud to be calculated in function of the project. Pre-calculated U-values for dimensions 2000x2180mm can be found in the Uf-value tables. Uf-values are calculated under certification of BCCA: certificate BPCB-420-72-10077/2.			
	4.13	Radiation properties	These properties must be evaluated by the CE-label of the glass			
	4.14	Air permeability	<b>3</b>	[0960] – 11.153	FbxFh<1200x2500	
<b>Non-essential characteristics</b>						
EN 14351-1	4.4.1	Reaction to fire	Anodized: <b>A1</b> Painted: <b>A2</b> Gaskets: <b>E</b>	EC decision 96/603/EC certificate EFR-21-001664A [0432] – 230006500-6		
	4.16	Operating forces	<b>1</b>	[0960] – 10.1155	FbxFh<1200x3000	
	4.17	Mechanical strength	<b>4</b>	[0960] – 10.1155	FbxFh<1200x3000	
	4.18	Ventilation	npd			
	4.19	Bullet resistance (BP version)	npd			
	4.20	Explosion resistance	npd			
	4.21	Resistance to repeated opening and closing	<b>3</b> (20 000)	[0960] – 09.1159	FbxFh<754x2112 120 kg	
	4.22	Behaviour between different climates	npd			
	4.23	Burglar resistance (AP version)	<b>RC 2</b>	[1136] – CAR 10237-1&2 [1136] – CAR 11294	See report	

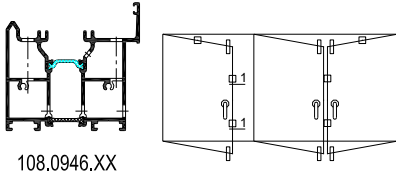
## 5.5 Classifications for L5



Characteristic		Performance	Notified body - Report	Limits (mm)		
<b>Essential characteristics</b>						
EN 14351-1	4.2	Resistance to wind load	<b>C2</b> (800 Pa)	[0960] – 11.169	FbxFh<1200x2500	
	4.5	Watertightness	<b>8A</b> (450 Pa)	[0960] – 11.169	FbxFh<1200x2500	
	4.6	Dangerous substances	In the materials delivered by Reynaers, no dangerous substances as indicated in hEN 14351-1 are used.			
	4.7	Impact resistance	<b>3</b>	[0960] – 11.186	FbxFh>1000x2250	
	4.8	Load-bearing capacity of safety devices	<b>Pass</b>	[0960] – 10.1155	FbxFh<1200x3000	
	4.9	Height & width	See 6			
	4.11	Acoustic performance	Glass <b>35 (-2;-6)</b> <b>45 (-2;-6)</b> <b>50 (-3;-8)</b> <b>51 (-1;-4)</b>	Doors <b>34 (-2;-5)</b> <b>39 (-1;-4)</b> <b>40 (-1;-4)</b> <b>45 (-1;-5)</b>	[0960] – 11.167 [0960] – 11.167 [0960] – 11.167 [0960] – 13.00013	WxH = 4070x2400 WxH = 4070x2400 WxH = 4070x2400 WxH = 2705x2360
	4.12	Thermal transmittance	Ud to be calculated in function of the project. Pre-calculated U-values for dimensions 2000x2180mm can be found in the Uf-value tables. Uf-values are calculated under certification of BCCA: certificate BPCB-420-72-10077/2.			
	4.13	Radiation properties	These properties must be evaluated by the CE-label of the glass			
	4.14	Air permeability	<b>4</b>	[0960] – 11.169	FbxFh<1200x2500	
<b>Non-essential characteristics</b>						
EN 14351-1	4.4.1	Reaction to fire	Anodized: <b>A1</b> Painted: <b>A2</b> Gaskets: <b>E</b>	EC decision 96/603/EC certificate EFR-21-001664A [0432] – 230006500-6		
	4.16	Operating forces	<b>1</b>	[0960] – 10.1155	FbxFh<1200x3000	
	4.17	Mechanical strength	<b>4</b>	[0960] – 10.1155	FbxFh<1200x3000	
	4.18	Ventilation	npd			
	4.19	Bullet resistance (BP version)	npd			
	4.20	Explosion resistance	npd			
	4.21	Resistance to repeated opening and closing	<b>3</b> (20 000)	[0960] – 09.1159	FbxFh<754x2112 120 kg	
	4.22	Behaviour between different climates	npd			
	4.23	Burglar resistance (AP version)	<b>RC 2</b>	[1136] – CAR 10237-1&2 [1136] – CAR 11294	See report	



## 5.6 Classifications for L6



108.0946.XX

Characteristic		Performance	Notified body - Report	Limits (mm)											
<b>Essential characteristics</b>															
EN 14351-1	4.2	Resistance to wind load	<b>B3</b> (1200 Pa) <b>C2</b> (800 Pa)	[0960] – 11.176	FbxFh<1200x2500										
	4.5	Watertightness	<b>9A</b> (600 Pa)	[0960] – 11.176	FbxFh<1200x2500										
	4.6	Dangerous substances	In the materials delivered by Reynaers, no dangerous substances as indicated in hEN 14351-1 are used.												
	4.7	Impact resistance	<b>3</b>	[0960] – 11.186	FbxFh>1000x2250										
	4.8	Load-bearing capacity of safety devices	<b>Pass</b>	[0960] – 10.1155	FbxFh<1200x3000										
	4.9	Height & width	See 6												
	4.11	Acoustic performance	<table border="1" style="display: inline-table; border-collapse: collapse;"> <tr> <td>Glass</td> <td>Doors</td> </tr> <tr> <td><b>35 (-2;-6)</b></td> <td><b>34 (-2;-5)</b></td> </tr> <tr> <td><b>45 (-2;-6)</b></td> <td><b>39 (-1;-4)</b></td> </tr> <tr> <td><b>50 (-3;-8)</b></td> <td><b>40 (-1;-4)</b></td> </tr> <tr> <td><b>51 (-1;-4)</b></td> <td><b>45 (-1;-5)</b></td> </tr> </table>	Glass	Doors	<b>35 (-2;-6)</b>	<b>34 (-2;-5)</b>	<b>45 (-2;-6)</b>	<b>39 (-1;-4)</b>	<b>50 (-3;-8)</b>	<b>40 (-1;-4)</b>	<b>51 (-1;-4)</b>	<b>45 (-1;-5)</b>	[0960] – 11.167 [0960] – 11.167 [0960] – 11.167 [0960] – 13.00013	WxH = 4070x2400 WxH = 4070x2400 WxH = 4070x2400 WxH = 2705x2360
	Glass	Doors													
	<b>35 (-2;-6)</b>	<b>34 (-2;-5)</b>													
	<b>45 (-2;-6)</b>	<b>39 (-1;-4)</b>													
<b>50 (-3;-8)</b>	<b>40 (-1;-4)</b>														
<b>51 (-1;-4)</b>	<b>45 (-1;-5)</b>														
4.12	Thermal transmittance	Ud to be calculated in function of the project. Pre-calculated U-values for dimensions 2000x2180mm can be found in the Uf-value tables. Uf-values are calculated under certification of BCCA: certificate BPCB-420-72-10077/2.													
4.13	Radiation properties	These properties must be evaluated by the CE-label of the glass													
4.14	Air permeability	<b>4</b>	[0960] – 11.176	FbxFh<1200x2500											
<b>Non-essential characteristics</b>															
EN 14351-1	4.4.1	Reaction to fire	Anodized: <b>A1</b> Painted: <b>A2</b> Gaskets: <b>E</b>	EC decision 96/603/EC certificate EFR-21-001664A [0432] – 230006500-6											
	4.16	Operating forces	<b>1</b>	[0960] – 10.1155	FbxFh<1200x3000										
	4.17	Mechanical strength	<b>4</b>	[0960] – 10.1155	FbxFh<1200x3000										
	4.18	Ventilation	npd												
	4.19	Bullet resistance (BP version)	npd												
	4.20	Explosion resistance	npd												
	4.21	Resistance to repeated opening and closing	<b>3</b> (20 000)	[0960] – 09.1159	FbxFh<754x2112 120 kg										
	4.22	Behaviour between different climates	npd												
	4.23	Burglar resistance (AP version)	<b>RC 2</b>	[1136] – CAR 10237-1&2 [1136] – CAR 11294	See report										

## 6 RULE FOR DEFINITION OF CLEAR OPENING HEIGHT AND WIDTH

The clear opening height 1 and clear opening width 2 are defined as indicated in following sketches of EN 12519:2018.

